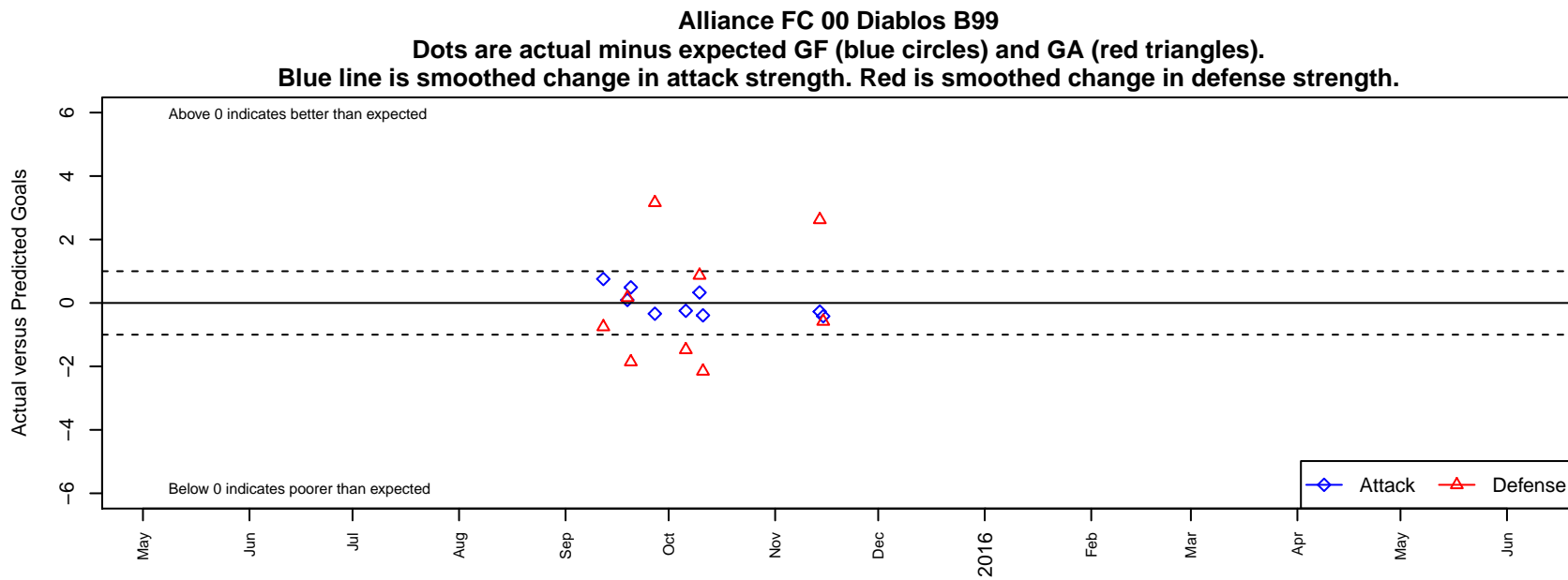


Alliance FC 00 Diablos B99

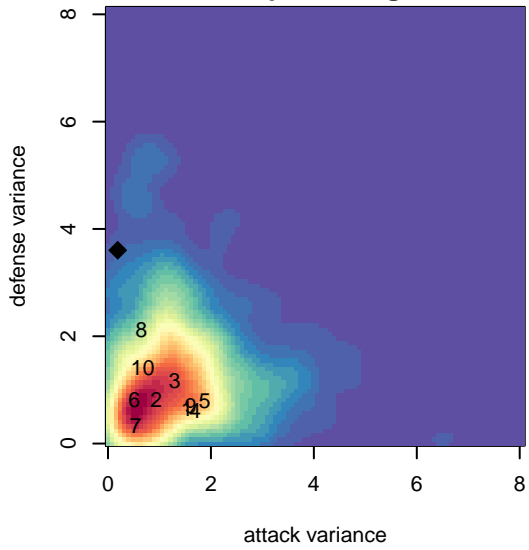
, CAN
B99 total strength=1396
attack=7.39 defense=8.43

alt names used:
ALLIANCE FC DIABLOS 00

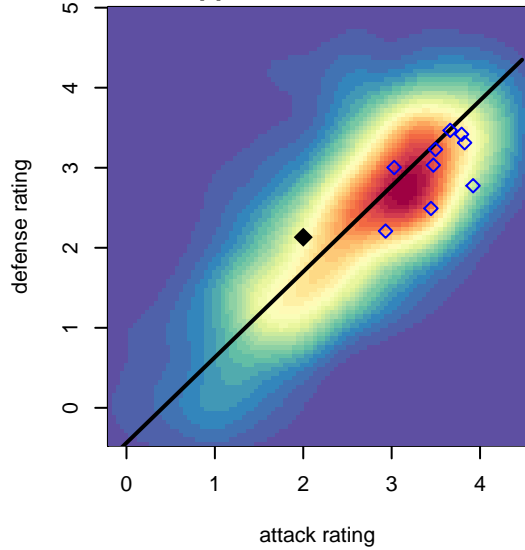
Venues played:
2015 FWRL CAN CRL U16



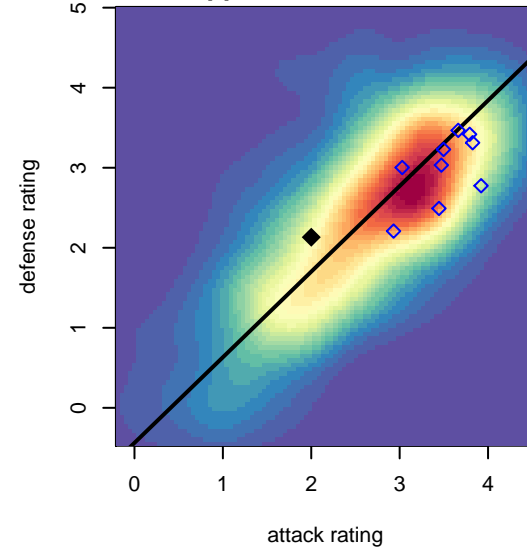
**attack and defense variance (black dot)
relative to other teams
and top 10 in region**



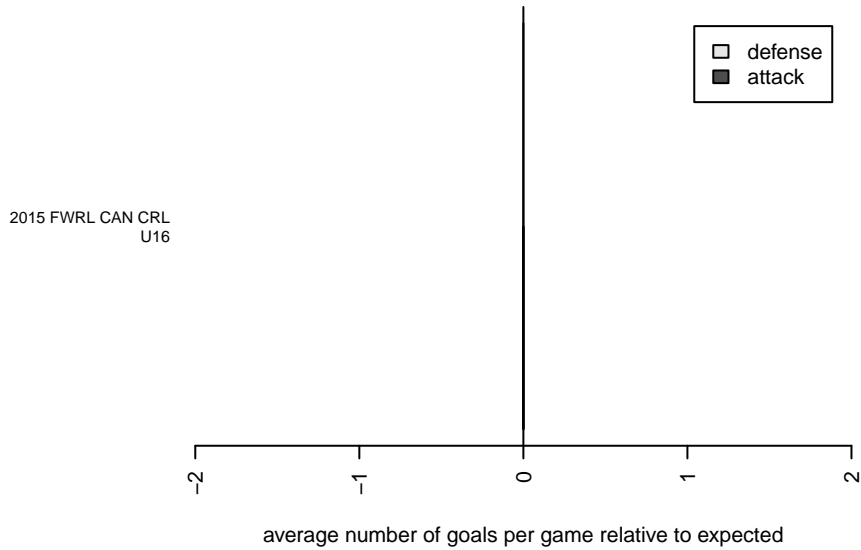
**attack and defense rating
relative to others at age
and all opponents in last 13 months**



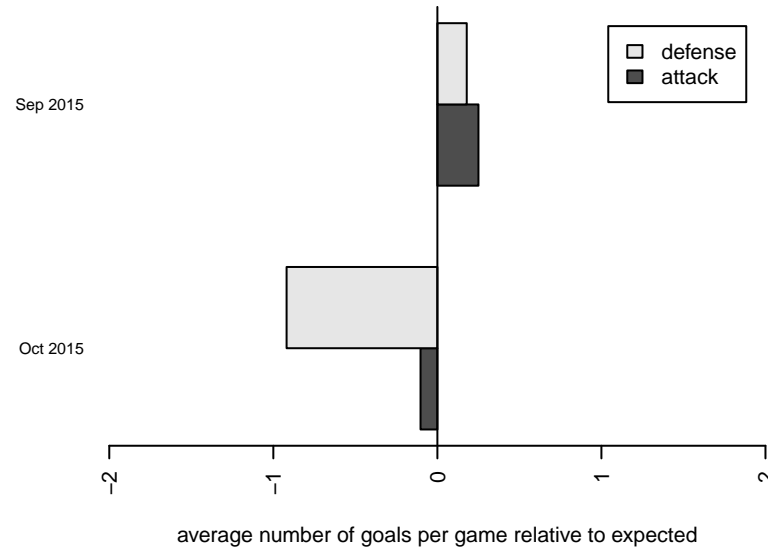
**attack and defense rating
relative to others at age
and all opponents in last 13 months**



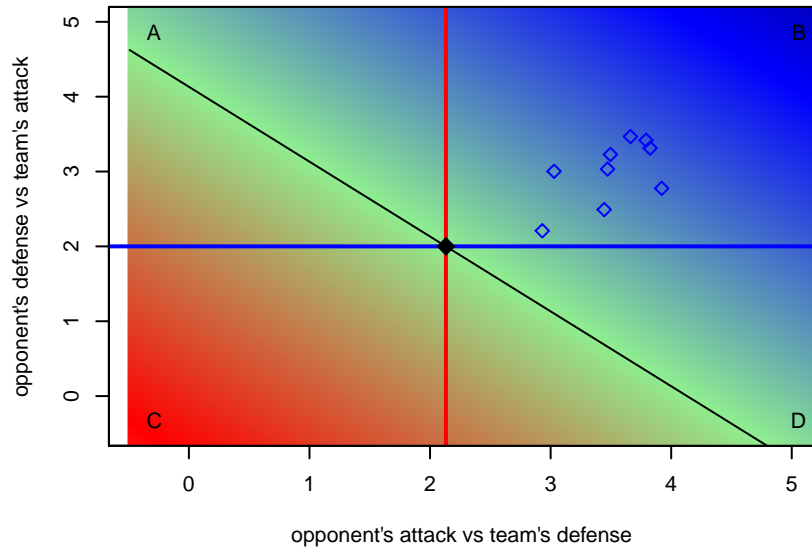
Performance relative to 13 month average



Performance relative to 13 month average



Distribution of opponents
 Red = Lose zone, Blue = Win zone, Green = Even
 Black line separates win/lose zones



lot. A=Neither has attack advantage, B=Opponent has both attack and defense advantage, C=Opponent has both attack and defense disadvantage, D=Both have

date	home		away		venue	pred.home	pred.away
2015-11-15	San Jose Earthquakes Gold B99	3	Alliance FC 00 Diablos B99	0	2015 FWRL CAN CRL U16	2.42	0.42
2015-11-14	Alliance FC 00 Diablos B99	0	Santa Clara Sporting Green B99	3	2015 FWRL CAN CRL U16	0.27	5.62
2015-10-11	Alliance FC 00 Diablos B99	0	San Francisco Mission Green B99	6	2015 FWRL CAN CRL U16	0.39	3.85
2015-10-10	Alliance FC 00 Diablos B99	1	Juventus SC Bianco B99	3	2015 FWRL CAN CRL U16	0.67	3.87
2015-10-06	San Jose Earthquakes PDA 2000B	7	Alliance FC 00 Diablos B99	0	2015 FWRL CAN CRL U16	5.52	0.25
2015-09-27	Santa Clara Sporting White B99	1	Alliance FC 00 Diablos B99	0	2015 FWRL CAN CRL U16	4.16	0.34
2015-09-20	Alum Rock PAC Arsenal B99	8	Alliance FC 00 Diablos B99	1	2015 FWRL CAN CRL U16	6.14	0.51
2015-09-19	Alliance FC 00 Diablos B99	1	San Francisco United B99	2	2015 FWRL CAN CRL U16	0.91	2.17
2015-09-12	Alliance FC 00 Diablos B99	1	El Camino Real Salinas Pumas B99	5	2015 FWRL CAN CRL U16	0.25	4.25